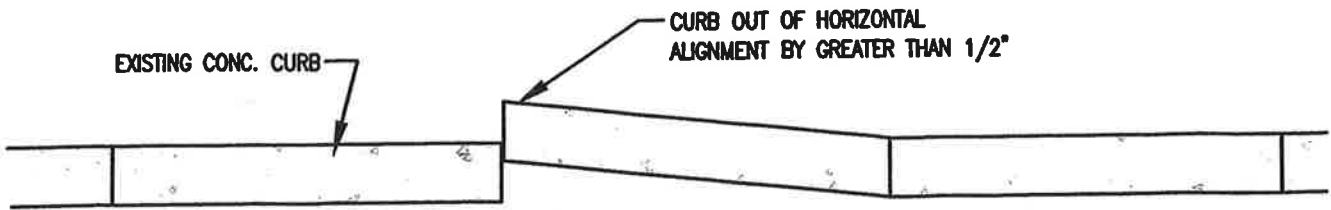


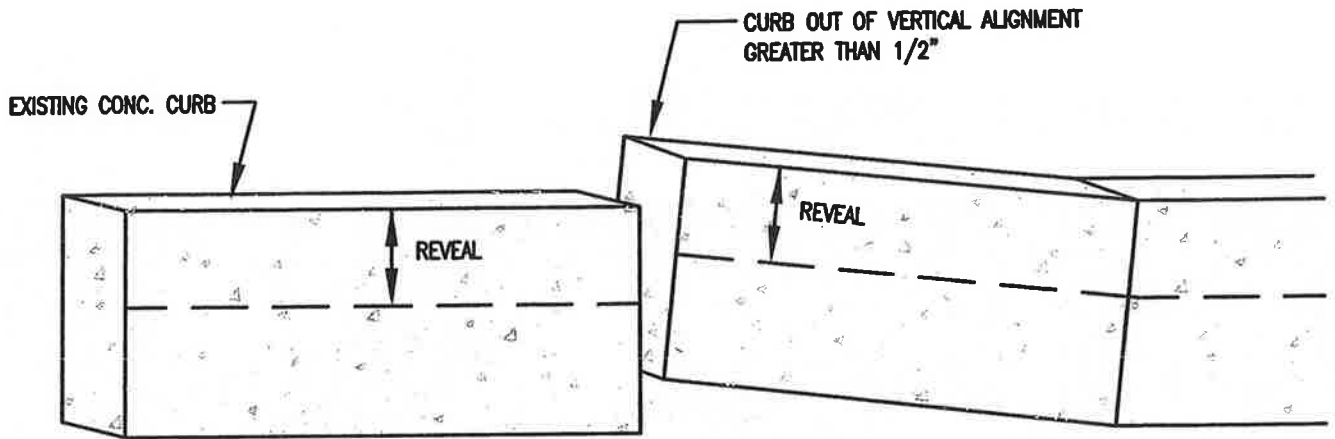
**CURB AND SIDEWALK
REPLACEMENT CRITERIA**



PLAN VIEW

CURB REPLACEMENT DUE TO HORIZONTAL MISALIGNMENT

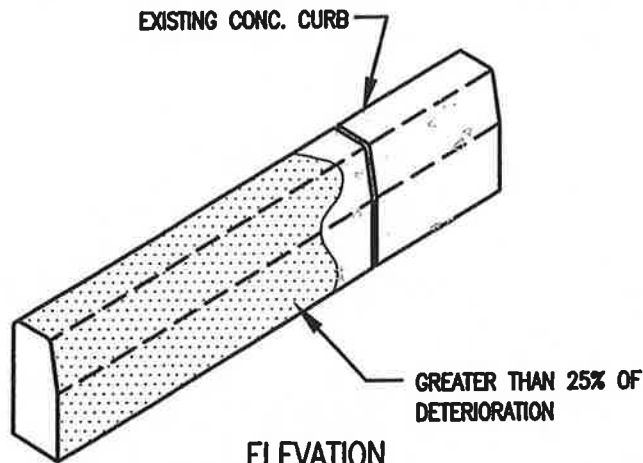
N.T.S.



SECTION VIEW

CURB REPLACEMENT DUE TO VERTICAL MISALIGNMENT

N.T.S.



ELEVATION

CURB REPLACEMENT DUE TO DETERIORATION

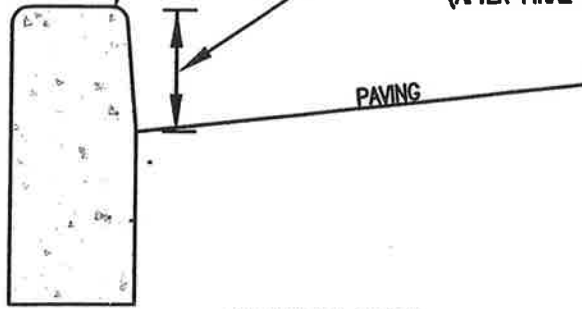
N.T.S.

CKS Engineers, Inc.

Ref. No. 9700-70

EXISTING CONC. CURB

CURB REVEAL LESS THAN 4" (STANDARD CURB)
CURB REVEAL LESS THAN 1" (DEPRESSED CURB)
(AFTER FINAL PAVING)

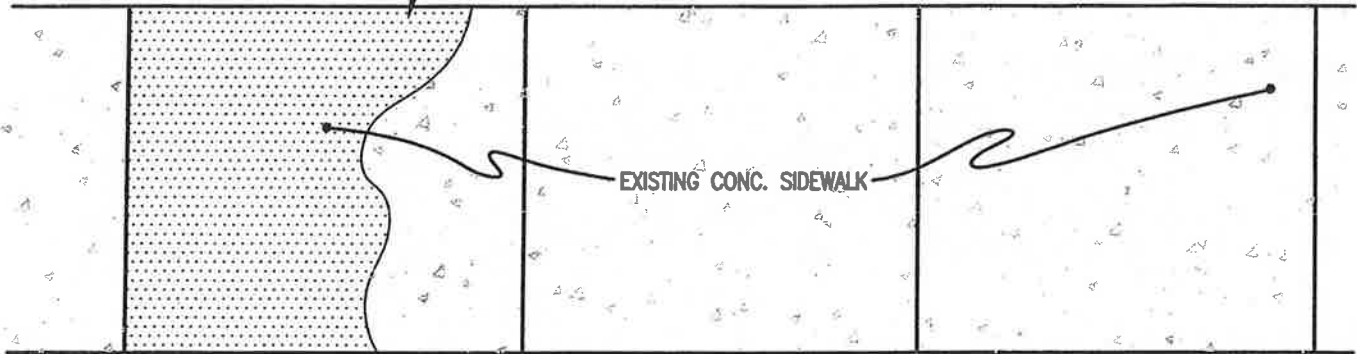


SECTION VIEW

CURB REPLACEMENT DUE TO INADEQUATE REVEAL

N.T.S.

GREATER THAN 25% OF
DETERIORATION



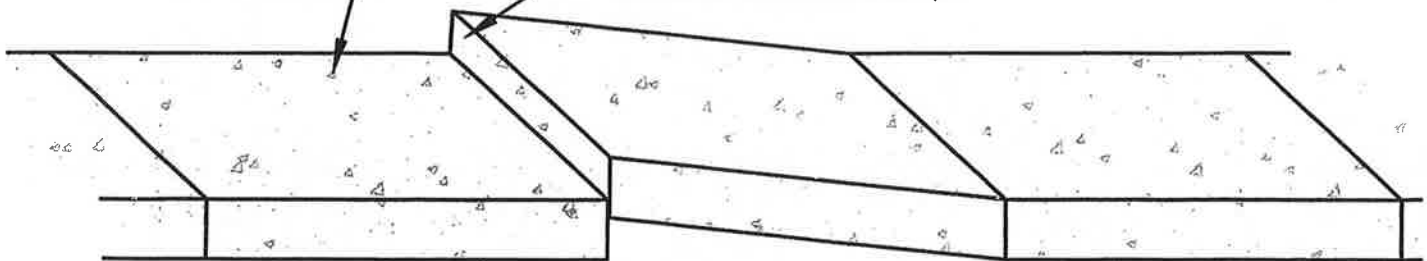
PLAN VIEW

SIDEWALK REPLACEMENT DUE TO DETERIORATION

N.T.S.

EXISTING CONC. SIDEWALK

SIDEWALK OUT OF VERTICAL
ALIGNMENT BY GREATER THAN 1/2"

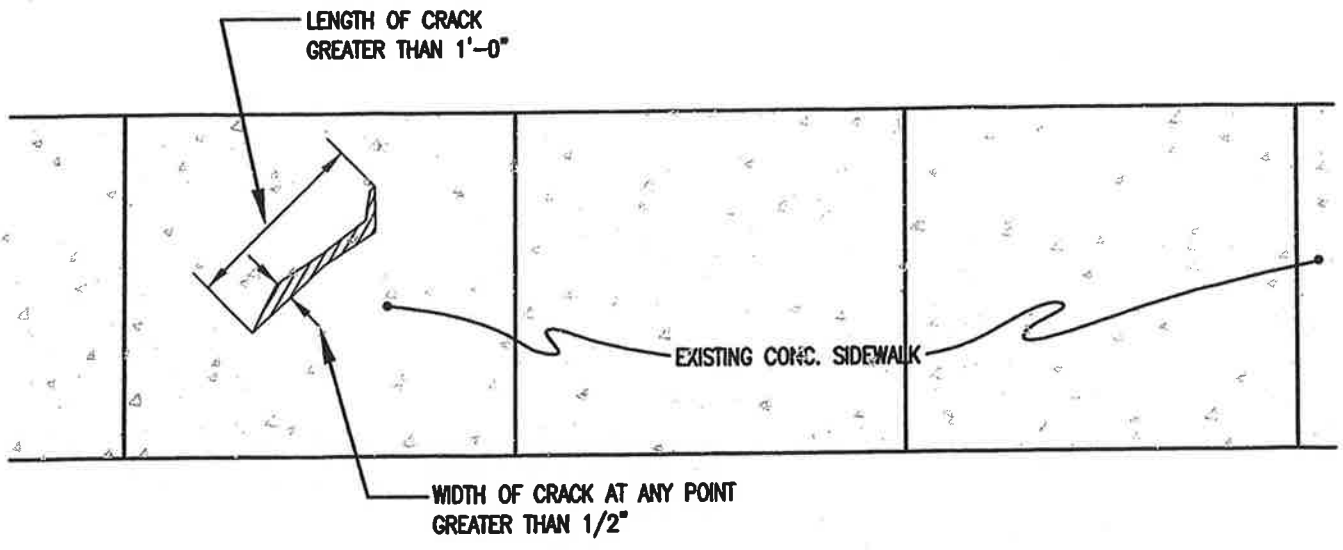


PLAN VIEW

SIDEWALK REPLACEMENT DUE TO VERTICAL MISALIGNMENT

N.T.S.

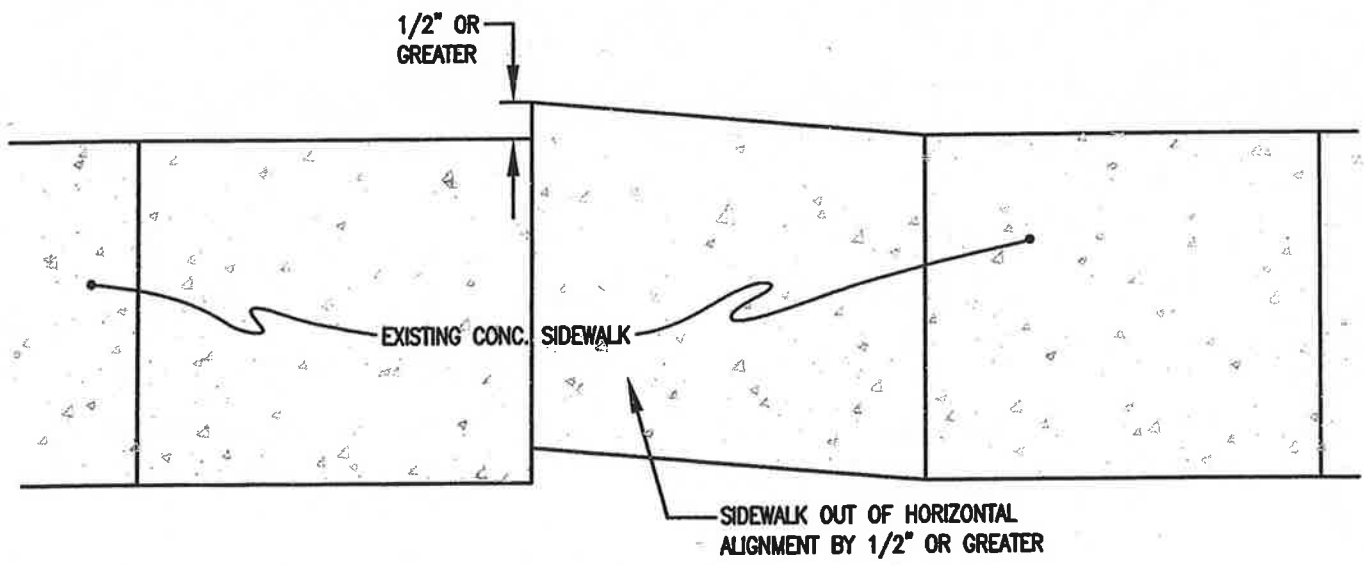
C:\ACAD\TOWNSHIP\TOWAMENCIN\9700-70\9700-70_CURB_SIDEWALK_DETAILS.dwg*1TNS



PLAN VIEW

SIDEWALK REPLACEMENT DUE TO CRACKING

N.T.S.

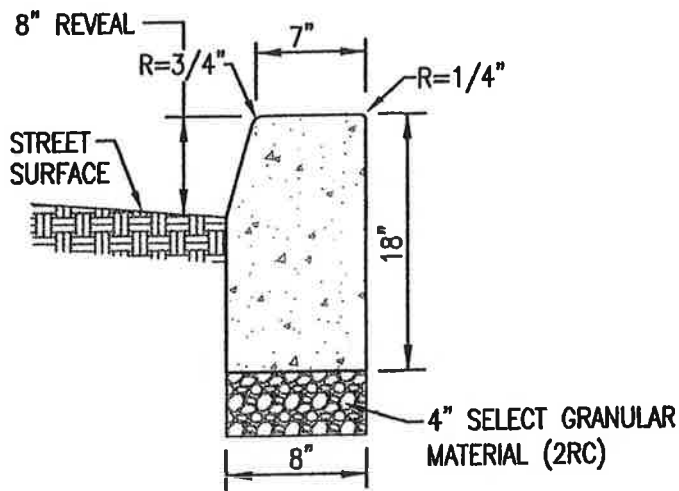


PLAN VIEW

SIDEWALK REPLACEMENT DUE TO HORIZONTAL MISALIGNMENT

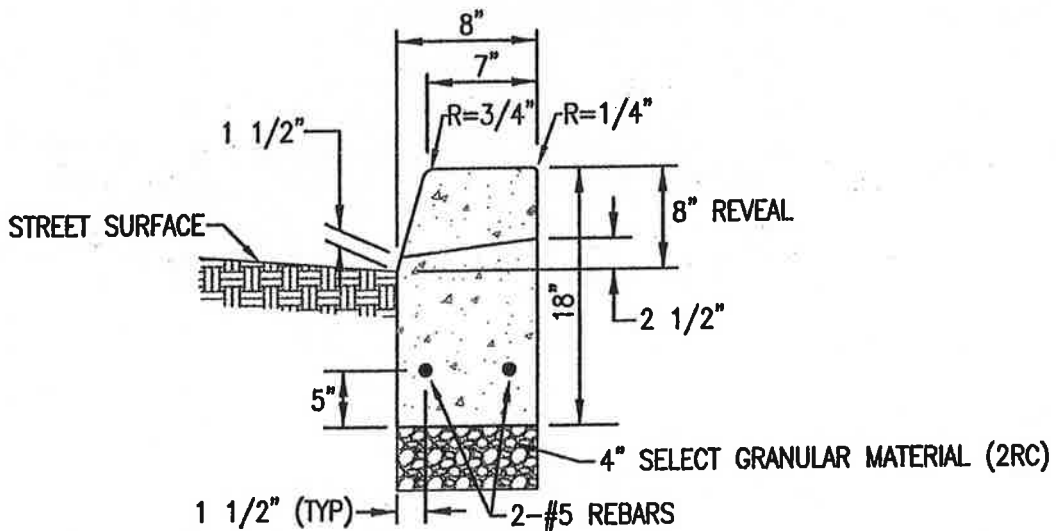
N.T.S.

C:\ACAD\TOWNSHIP\TOWAMENCIN\9700-70\9700-70_CURB_SIDEWALK_DETAILS.dwg*1NS



STRAIGHT CURB DETAIL

N.T.S.



DEPRESSED CURB DETAIL

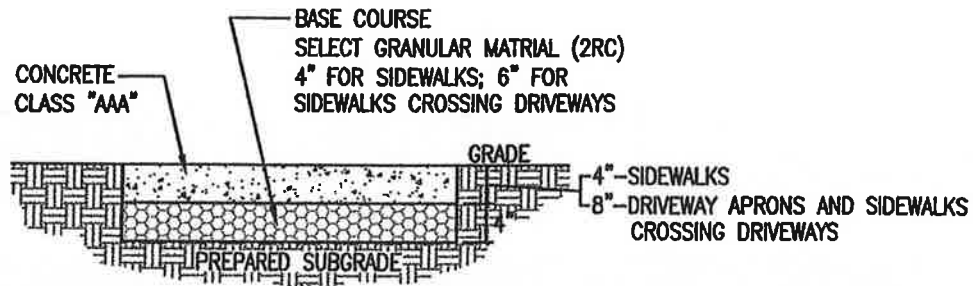
N.T.S.

NOTES:

1. MATERIALS AND CONSTRUCTION SHALL MEET THE REQUIREMENTS OF THE LATEST EDITION OF PENNDOT PUBLICATION 408 SPECIFICATIONS. SECTIONS 630 AND 676, EXCEPT THAT ALL CONCRETE SHALL BE CLASS AAA (4,500 PSI)
2. PROVIDE 1/2" EXPANSION JOINT MATERIAL WHERE CURB, GUTTER, DRIVEWAY AND/OR SIDEWALK ADJOINS ANY RIGID PAVEMENT, SIDEWALK OR STRUCTURE WITH THE TOP OF JOINT FILLER FLUSH WITH ADJACENT CONCRETE SURFACE.
3. DIMENSIONS AND SLOPES (LINES & GRADES) MUST BE ADHERED TO UNLESS EXISTING CONDITIONS REQUIRE SPECIAL DESIGN BASED ON ROADWAY GRADES.

CKS Engineers, Inc.

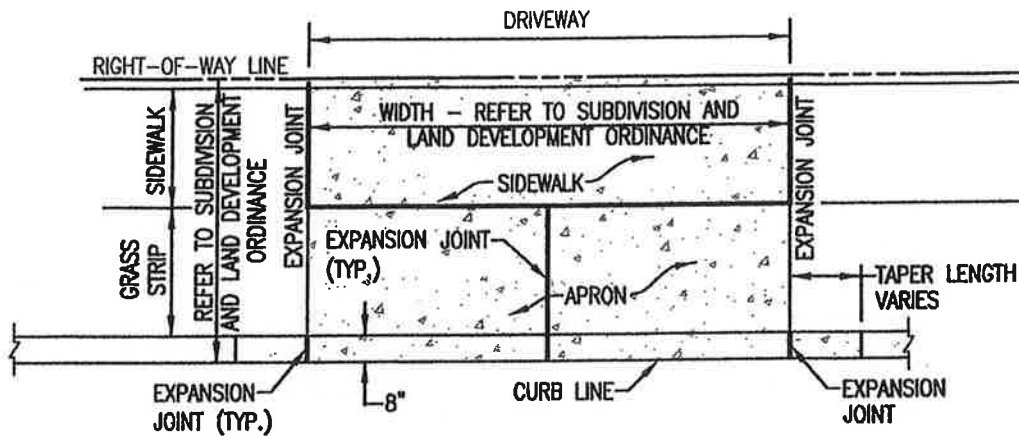
Ref. No. 9700-70



SIDEWALK/DRIVEWAY APRON
N.T.S.

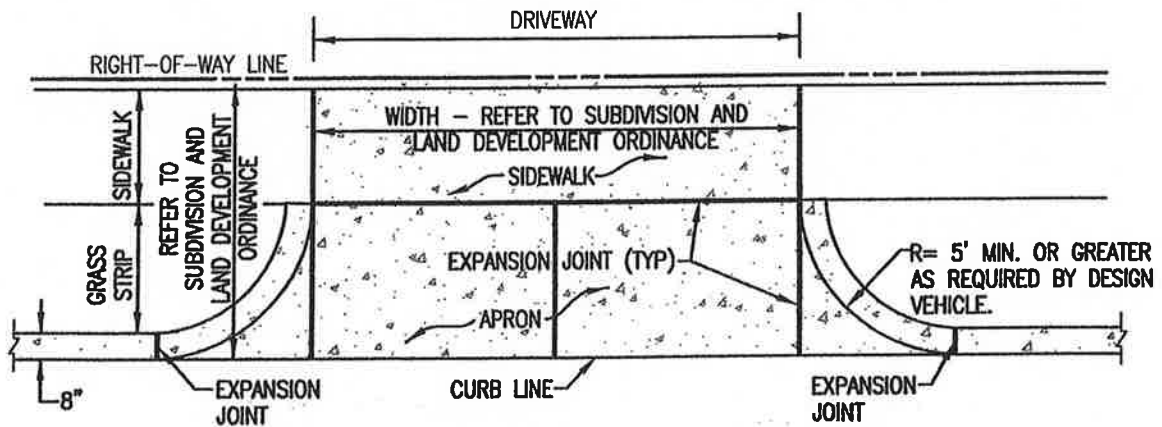
NOTES:

1. MATERIALS AND CONSTRUCTION SHALL MEET THE REQUIREMENTS OF THE LATEST EDITION OF PENNDOT PUBLICATION 408 SPECIFICATIONS, SECTIONS 630 AND 676, EXCEPT THAT ALL CONCRETE SHALL BE CLASS AAA (4,500 PSI)
2. PROVIDE 1/2" EXPANSION JOINT MATERIAL WHERE CURB, GUTTER, DRIVEWAY AND/OR SIDEWALK ADJOINS ANY RIGID PAVEMENT, SIDEWALK OR STRUCTURE WITH THE TOP OF JOINT FILLER FLUSH WITH ADJACENT CONCRETE SURFACE.
3. DIMENSIONS AND SLOPES (LINES & GRADES) MUST BE ADHERED TO UNLESS EXISTING CONDITIONS REQUIRE SPECIAL DESIGN BASED ON ROADWAY GRADES.
4. ALL DRIVEWAY APRONS AND SIDEWALKS CROSSING NON-RESIDENTIAL OR MULTI-FAMILY RESIDENTIAL DRIVEWAYS SHALL BE CONSTRUCTED WITH REINFORCING STEEL IN ACCORDANCE WITH THE SPECIFICATIONS AND ANTICIPATED DESIGN VEHICLE LOADING.



DEPRESSED CURB-RAMP DRIVEWAY ENTRANCE

N.T.S.

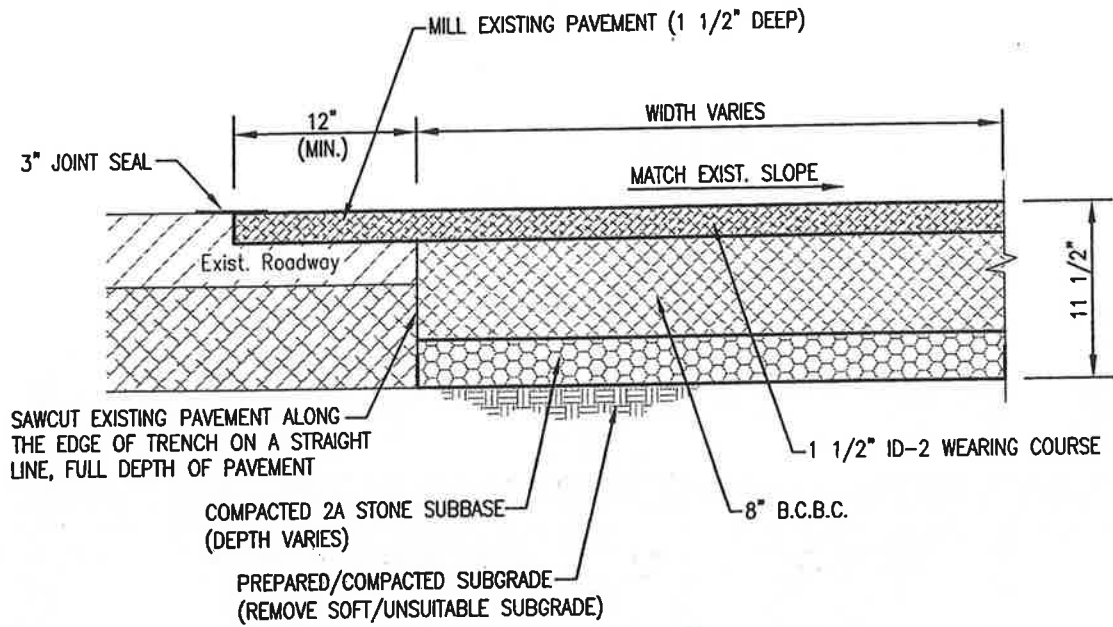


RADIUS CURB-RAMP DRIVEWAY ENTRANCE

N.T.S.

NOTES:

1. MATERIALS AND CONSTRUCTION SHALL MEET THE REQUIREMENTS OF THE LATEST EDITION OF PENNDOT PUBLICATION 408 SPECIFICATIONS, SECTIONS 630 AND 676, EXCEPT THAT ALL CONCRETE SHALL BE CLASS AAA (4,500 PSI)
2. PROVIDE 1/2" EXPANSION JOINT MATERIAL WHERE CURB, GUTTER, DRIVEWAY AND/OR SIDEWALK ADJOINS ANY RIGID PAVEMENT, SIDEWALK OR STRUCTURE WITH THE TOP OF JOINT FILLER FLUSH WITH ADJACENT CONCRETE SURFACE.
3. DIMENSIONS AND SLOPES (LINES & GRADES) MUST BE ADHERED TO UNLESS EXISTING CONDITIONS REQUIRE SPECIAL DESIGN BASED ON ROADWAY GRADES.
4. UNLESS OTHERWISE SPECIFIED IN CHAPTER 133 OF THE TOWAMENCIN TOWNSHIP CODE, OR ON THIS DETAIL, ALL DRIVEWAY APRONS AND ALL SIDEWALKS CROSSING DRIVEWAYS SHALL CONFORM TO THE APPLICABLE DRIVEWAY APRON DETAILS ON SHEETS 11, 12 AND 13 OF RC-67M OF PENNDOT "RC STANDARDS FOR ROADWAY CONSTRUCTION" FROM PUBLICATION 72M.



PERMANENT RESTORATION

ROAD RESTORATION DETAIL PREPARED FOR TOWAMENCIN TOWNSHIP

NOTE:
 ADDITIONAL STANDARDS MAY BE REQUIRED BY THE TOWNSHIP ENGINEER TO COMPENSATE FOR HIGH WATER TABLE SOILS, FROST HEAVE POTENTIAL OR SOFT/UNSUITABLE SUBGRADE.

C: AUTOCAD/TOWNSHIP/TOWAMENCIN/PAVEMENT RESTORATION DETAIL.DWG *CJ

JOB #9700-70

CKS Engineers, Inc.
 88 South Main Street, Doylestown, PA 18901
 (215) 340-0600